

TOPDON®



T-Ninja Pro

Unlock Your Potential



Diagnostic Tool

Contents

01

Brief

02

Specs

03

Product
Overview

04

Features

05

What's
In The Box?

06

Comp Chart

07

FAQs

Brief

Specs

Product
Overview

Features

What's In
The Box?

Comp Chart

FAQs

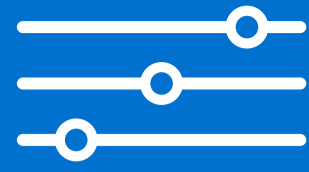


T-Ninja Pro

The T-Ninja Pro is an automotive key programmer tool developed by TOPDON Technology. As an upgrade to the T-Ninja1000, the T-Ninja Pro boasts a variety of functions, including Number of Keys, PIN Reading, Key Learning, Remote Control Learning, Delete Keys, and All Keys Lost. Supporting full OBD2 functions and 8 maintenance services, this key programmer also works as an OBD2 scanner and helps technicians perform essential diagnoses on cars.

The T-Ninja Pro supports chip recognition and frequency detection when used together with T-Darts (optional), a TOPDON-designed Transponder & Remote Tester Tool, enabling users to perform key programming for most automobiles available on the global market.

Brief



Specs

Specs

Product Overview

Features

What's In The Box?

Comp Chart

FAQs

Hardware



OS:

Android 11.0

Storage Capacity:

RAM 2G & ROM 32G

Screen:

8 inches, 1280*800 Resolution

Connectivity:

Bluetooth 5.0/SPP USB Wi-Fi

Camera:

5 mega-pixel

Battery Capacity:

10000mAh

Ports:

USB Type-A/USB Type-C/RJ45/HDMI/DC Charging Port

Parameters

Input Voltage:

12V DC

Dimensions (L x W x H):

255*155*50 mm (10*6.1*1.97 inch)

Working Temperature:

0°C to 50°C (32°F to 122°F)

Storage Temperature:

-20°C to 60°C (-4°F to 140°F)

VCI

Operating Temperature:

-10°C to 60°C (14°F to 140°F)

Working Voltage:

9-18 V

Working Current:

≤100 mA

Dimensions:

84*50*27 mm (3.3*2.0*1.1 inch)



Brief



Product Overview

Specs

Product Overview

Features

What's In The Box?

Comp Chart

FAQs



1. Eight-Inch Touch Screen
2. Reset Button
3. Power Button
4. 3.5 mm Audio Port
5. RJ45 Port
6. USB Type-A Port
7. DC Power Supply Input Port (12V, 2 A)
8. HDMI Port
9. USB Type-C Port
10. Screenshot Button
11. Mic
12. TF Card Expansion Slot
13. VCI Slot
14. Camera Lens
15. Audio Speaker
16. Collapsible Stand

Brief



Product Overview (Optional)

Specs

Product Overview

Features

What's In The Box?

Comp Chart

FAQs



1. Vehicle Key Slot
2. Transponder Slot
3. Power Indicator
4. Bluetooth Connection Indicator
5. Power Button
6. USB Type-C Port
7. Frequency Induction Antenna
8. Battery Compartment

Brief

Read, Write And Generate keys With The T-Ninja Pro & T-Darts

The T-Ninja Pro is a key programming tool that allows locksmiths to work on car keys and immobilizer systems.

With the T-Darts (Optional), users can read and write chip data, generate special keys, and more.

The T-Ninja Pro boasts a variety of functions, including Number of Keys, PIN Reading, Key Learning, Remote Control Learning, Delete Keys, and All Keys Lost.

This makes it an excellent revenue opportunity for auto repair shops.

Specs

Product Overview

Features

What's In The Box?

Comp Chart

FAQs



Brief

Specs

Product
Overview

Features

What's In
The Box?

Comp Chart

FAQs

Compatibility And Coverage You Can Count On

The T-Ninja Pro offers the most comprehensive database for vehicles worldwide, covering over 40 mainstream car brands.

It supports 12+8 gateway system key programming on Chrysler, Dodge, and Jeep (new in 2022).

Additionally, it supports key programming on Buick, Chevrolet, and Cadillac without an adapter.

This wide coverage gives professionals all the versatility and capabilities they need to turn a profit.



Brief

Instant Key Data At Your Fingertips

The T-Ninja Pro supports chip recognition and frequency detection when paired with the T-Darts (Optional).

Simply insert the key or chip into the card slot to read Key type, Key ID, and Lock status.

T-Darts provides excellent coverage on over 100 different transponder chips, including commonly found chip types on the market such as NXP, Megamos, Temic, and TI.

Specs

Product Overview

Features

What's In The Box?

Comp Chart

FAQs



Brief

Find The Key To Your Car

Find the right car key to your vehicle in Key Learning or All Keys Lost.

The frequency detection can identify the radio frequency of each vehicle key to find the applicable keys (220-230Mhz, 300-320Mhz, 430-434Mhz, 868Mhz, 902-915Mhz).

A graphical waveform displays the detected frequency clearly and intuitively.

The T-Ninja Pro can also support transponder generation to transform the blank transponder into the desired type, such as HITAG 2, MEGAMOS 48, T5, and more.

Specs

Product
Overview

Features

What's In
The Box?

Comp Chart

FAQs



Brief

Advanced Key Programming Meets Diagnostics

Combine pro-level key programming with competitive diagnostic capabilities.

With the T-Ninja Pro, users can perform the OBD2 full function, such as reading & clearing fault codes, I/M Readiness Monitor Status, or step into more advanced diagnostics.

Use the T-Ninja Pro to work on Oil resets, EPB Resets, Steering Angle Resets, BMS Resets, Airbag Resets, Throttle Adaptations, Steering Angle Resets, and DPF Regeneration.

Specs

Product Overview

Features

What's In The Box?

Comp Chart

FAQs



Brief

Specs

Product Overview

Features

What's In The Box?

Comp Chart

FAQs

Improved Hardware for Convenience and Performance

The T-Ninja Pro features a long-lasting 10000mAh battery to save technicians from repeated recharges throughout the day.

It runs on Android 11.0 and has a quad-core A17 processor, an 8-inch color display, and 32GB of storage (128GB expandable storage supported), presenting more stable performance than the T-Ninja1000.

Equipped with a USB-Type A port, users can connect the VCI to the tablet for more reliable data transfers when working on immobilizer systems.

The HDMI port allows users to project the diagnostic process for demonstration and analysis purposes.



10000mAh

8-inch
Color Display



2+32GB
of storage
(128GB expandable storage supported)

USB Type-A
HDMI Port

Brief

Wireless Connection Via Bluetooth And The Tool's App

Both the VCI and T-Darts support Bluetooth connection.

Connecting the VCI to the vehicle via Bluetooth gives users ultimate flexibility in diagnosis.

The T-Darts can also be controlled via the app, turning your mobile phone into a chip specialist to perform chip recognition and frequency detection.

Specs

Product Overview

Features

What's In The Box?

Comp Chart

FAQs



Brief

Take Business To New Heights

With 8 maintenance services, full OBD2 functions, and key programming for over 40 brands (expanding with continual updates), the T-Ninja Pro is the perfect choice for auto shops seeking new revenue opportunities.

Specs

Step-by-step operating tips will guide DIYers through the key programming procedures, making it quick and easy to copy and clone keys without visiting an auto mechanic.

Product
Overview

Features

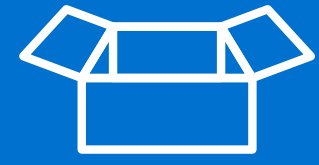
What's In
The Box?

Comp Chart

FAQs



Brief



What's In The Box?

Specs

T-Ninja Pro



Carrying Case



Power Adapter



VCI



Product Overview

USB Cable (Type-A to Type-C)




Features

Package Box




OBD-II Extension Cable



User Manual



Quick User Guide



What's In The Box?

Comp Chart

FAQs

MODEL	T-Ninja1000	T-Ninja Pro	T-Ninja Pro+T-Darts
SPECIFICATIONS			
Standalone Use or not	Standalone Use	Use with VCI	Use with VCI and T-Darts
Weights	480g	935g	935g+100g
Dimensions	231.5mm*141.5mm*35mm (L*W*H)	255*155*50 mm (10*6.1*1.97 in.)	T-Ninja Pro: 255*155*50 mm (10*6.1*1.97 in.) T-Darts: 5.49* 2.83*1.11 in. (139.5*72.0*28.2 mm) (package 175*107*60 mm)
Material	ABS plastic case, silicon push-button	ABS plastic case	ABS plastic case
Screen	5.0" TFT LCD, 800 (W)*3 (RGB)*480 (H)	8.0", resolution of 1280*800	8.0", resolution of 1280*800
RAM/ROM	256MB RAM, 128MB ROM, 16GB Micro SD	2G RAM + 32G ROM	2G RAM + 32G ROM
Operating System	Rt-thread	Android 11.0	Android 11.0
CPU	ARM Cortex-M4, 180MHz	4 cores, 1.8Ghz	4 cores, 1.8Ghz
Input Voltage	DC 12V	DC 12V 2A	DC 12V 2A
USB Port	USB1.1	USB-A, USB-C	USB-A, USB-C
Bluetooth	-	5.0	5.0
Wi-Fi	-	✓	✓
OBD/VCI Connector	-	OBD-II 16 PIN	OBD-II 16 PIN
RJ45	-	Yes, DoIP Supported	Yes, DoIP Supported
HDMI	-	✓	✓
Camera	-	5 mega-pixel	5 mega-pixel
Buzzer	85db/min at10cm	✓	✓
Battery Capacity	-	10,000mAh	10,000mAh
Working Voltage	12V±25%	12V±10%	12V±10% T-Darts: 25V~33V
Current	500mA (Typical)	500mA, 0.5A*3.8V	500mA, 0.5A*3.8V
Working Temperature	-10°C to 45 °C (14°F to 113°F)	0°C to 50°C (32°F to 122°F)	0°C to 50°C (32°F to 122°F)
Storage Temperature	-20°C to 50°C (-4°F to 122°F)	-20°C to 60°C (-4°F to 140°F)	-20°C to 60°C (-4°F to 140°F)
CAN FD	-	✓	✓
DOIP	-	✓	✓
IMMO	✓	✓	✓
RFID	✓	-	✓
RF	-	-	✓
IR	-	-	-
EOBD/OBD-II	✓	✓	✓
Maintenance Services	-	✓	✓
Transponder Recognition	✓	-	✓
Frequency Detection	-	-	✓
TEST IMMO/PKE COIL	-	-	✓ (TopScan App)
Chip Generation	-	-	✓

Brief



FAQs

Specs

Question

What should I do if a communication error occurs?

Product
Overview

Answer

Follow the steps below to identify the problem:

- 1)** Check if the ignition is ON.
- 2)** Check if the T-Ninja Pro VCI is securely plugged into the vehicle's DLC port.
- 3)** Turn the ignition off. Then, turn it on again after 10 seconds and continue the operation.
- 4)** Check if the vehicle's control module is defective.

Features

What's In
The Box?

Comp Chart

FAQs

Brief



FAQs

Specs

Question

What special functions does the T-Ninja Pro support?

Features

Answer

The T-Ninja Pro supports 8 special functions. They are Oil Resets, Throttle Adaptations, EPB Resets, ABS Bleeding, Steering Angle Resets, DPF Regeneration, Airbag Resets, and BMS Resets.

Functions

Question

Do I need to update the firmware before using the T-Ninja Pro for the first time?

Answer

Yes. Firmware will automatically update to the latest version once the T-Ninja Pro VCI is connected with your T-Ninja Pro tablet via Bluetooth. You can also tap User Info > Firmware Update to update the firmware manually.

Comparison

FAQs

Brief



FAQs

Specs

Question

Why is the T-Ninja Pro tablet screen flashing when the engine is working?

Features

Answer

That is a normal occurrence caused by electromagnetic interference.

Functions

Question

How do I capture a screenshot?

Answer

Press and hold the Screenshot button at the top right edge of the T-Ninja Pro tablet to capture a screenshot. To view the saved pictures, go to Gallery from the home screen of the Android System.

Comparison

FAQs

TOPDON

DIAGNOSTIC
INNOVATION



    @topdonofficial

+86-755-21612590 (Global HQ)
+1-833-629-4832 (North America)

sales@topdon.com
support@topdon.com

**CHINA
TOPDON HQ**

topdon.com

Unit 2005 20/F, No. 3040 Xinghai Avenue,
Qianhai Shima Tower, Qianhai Shenzhen-Hong Kong
Cooperation Zone, Shenzhen, PR, China 518000

**USA
TOPDON**

topdon.us

400 Commons Way, Suite A
Rockaway, NJ 07866

